

# FAIRFIELD POLICE

## Monthly Report – October 2019



**Chief Christopher Lyddy**

**Fairfield Police Department**

**[www.fpdct.com](http://www.fpdct.com)**

**This page intentionally left blank.**

**Section 1: Bureau / Division Reports**

**Section 2: Statistical Activity Summary**

**Overall Activity**

Calls for Service - Total

Alarm Response Summary

Calls for Service – Detailed

**Motor Vehicle Activity**

Motor Vehicle Accidents

Motor Vehicle Enforcement - Action

Motor Vehicle Enforcement - Violation Type

Parking Ticket Summary

**Criminal Activity**

Criminal Incidents by Patrol

Criminal Activity by Month

Criminal Arrests by Month

## Section 1: Bureau / Division Reports

### Noteworthy Police Work

Sergeant Zdru recognized Officer Kaesmann, Officer Renaldi and Officer Chamberlain for their work apprehending two subjects attempting to enter vehicles. Officer Kaesmann observed the two suspects and coordinated with Officer Renaldi and Officer Chamberlain in watching the subjects. They observed the subjects attempting to gain entry into a vehicle at which point the officers were able to take both into custody.

Sergeant Mastronardi recognized Officer Quiles for his work in locating a stolen vehicle and after a short motor vehicle pursuit, taking the driver of the vehicle, a juvenile, into custody. The driver had been arrested in Fairfield a couple weeks earlier for a robbery and by Milford Police on 10/2/2019 in another stolen car taken from Fairfield.

### Pink Pledge Vehicle 2019



### AAA Awards

The Fairfield Police Department received the AAA Gold Award for our ongoing traffic safety programs.

Additionally, Officer Jeffrey Wikman was presented with a Traffic Safety Hero of the Year award for his work with the traffic safety unit and their continuing efforts to educate the public, enforce motor vehicle laws and work to improve roadway designs to promote safer roadways.



**Patrol****19-36527 | 3:34 AM | Theft From Motor Vehicle | Renaldi, A | 00345 Old Dam Rd**

ECC received a report from a resident that he saw a male in his vehicle. A perimeter was set up in the area and at about 0345 hours Officer Renaldi observed a white Porsche and a black Land Rover traveling north on Reef Rd. near 7-11. The operator of one of the vehicles was wearing a mask.

The two cars turned westbound onto Post Road at a high rate of speed and when they got to Mill Plain Road the vehicles split up. The Porsche avoided spike strips that were set up at the entrance to I-95 on Mill Plain Road and the Land Rover took off west on Post Rd. State Police and Westport Police were notified and a few minutes later Westport Police reported the Land Rover got onto I-95 north at exit 18. The vehicle was observed getting off I-95 at exit 19 at a high rate of speed before quickly getting back onto I-95 south at Jelliff Lane. The vehicle was lost once it was observed entering I-95 south.

**19-37485 | 1:59 AM | Traffic Stop - Arrest | Quiles, R | Brooklawn Av/Suburban Av**

While on patrol in the area of Stratfield Road and Churchill Road, Officer Quiles located a Honda Accord that was reported stolen in Fairfield on 10/7/19. When a traffic stop was initiated, the vehicle fled and engaged Officer Quiles in pursuit. The pursuit ended at Laurel Street and Grove Street in Bridgeport when four of the vehicle's passengers jumped out of the car while it was still moving. The vehicle rolled to a stop against a parked car (no damage) and Officer Quiles was able to take the driver into custody. The suspect, a juvenile, was the same juvenile who committed the robbery at Walgreens on 9/25/19 along with a robbery and an attempted robbery in Bridgeport that same night. The juvenile was also arrested by Milford Police last week after being caught in a pickup truck he stole from Penfield Road.

One of the other three suspects, another juvenile, was located near the scene, but it could not be proven that he was in the stolen car at this time. He was with the driver the previous week when caught in the stolen car in Milford.

The Juvenile was issued a Juvenile Summons charging him with Larceny 3<sup>rd</sup>.

**19-37934 | 4:38 AM | | Quiles, R | 00052 Algonquin Rd**

At 0015 hours there was a burglary attempt at 460 Old Oaks Road. The homeowner saw a white male try to open the garage and walking around the property. Surveillance video showed a white male wearing a baseball hat. He was not located at that time.

At 0438 hours there was a burglary to a garage at 52 Algonquin Road. The suspect fit the description of the burglary attempt at Old Oaks. This time the suspect entered the garage and broke

a pane of glass on the garage door to gain entry. The house at Algonquin Road also had surveillance and it appeared to be the male from Old Oaks.

Upon arrival in the area, Officer Quiles located a suspect who has an extensive criminal history, walking on Brooklawn Avenue near Algonquin Road. This was the same male seen on the surveillance video from both Old Oaks and Algonquin and he admitted to the burglary and burglary attempt.

The suspect was charged with Criminal Attempt to Commit Burglary Third for the Old Oaks burglary attempt and Burglary Third for gaining entry to the garage at the house on Algonquin.

**19-37930 | 2:53 AM | Burglary - Commercial | Kaesmann, E | 00170 Post Rd**

At 0253 hours a glass break alarm came in at Luigi's Restaurant, 170 Post Road. The first responding officer saw a male wearing a striped shirt running from the back of the building. The suspect jumped a fence into the Avis Rental Car lot and ran behind the stores in the shopping center.

Several patrols set up a perimeter around Longview Ave. and Post Road. A K-9 track was set up with Officer Kaesman and K9 Maverick. Maverick tracked to 187/189 Longview Avenue and found the suspect hiding underneath a work van. A check of Luigi's found that a window on the side of the restaurant was smashed out. It was also discovered that a window to Castle on Post, 222 Post Road was smashed out and a burglary occurred there as well.

Located behind a dumpster in the rear of Luigi's was two bottles of liquor determined to be taken from Castle on Post and cash register determined to be taken from Castle on Post. After a walkthrough of Luigi's with the owner, it was determined that the suspect never gained entry to the building. The suspect was seen on surveillance in the rear of Luigi's and walking toward the side of the building where the window was smashed.

The suspect was charged with Burglary Third, Larceny Sixth, and Interfering for the burglary at Castle on Post. He was also charged with Criminal Attempt to Commit Burglary Third and Interfering for the attempted burglary at Luigi's. After waiving his Miranda Rights and agreeing to be interviewed, he admitted to the burglaries he committed tonight and admitted to committing the burglary at Tai Jiang two nights ago. The suspect also admitted to committing the burglary at Tai Kit on Post Rd. on 9/6/19.



## Special Services Bureau

Traffic Safety Unit	Jan	Feb	Mar	Apr	May	Jun	Jul	Aug	Sep	Oct	Nov	Dec
Traffic Stops	401	374	377	432	465	261	410	807	316	411		
Infractions Issued	242	240	258	536	322	160	251	561	171	220		
Misdemeanor Summons	25	20	15	18	27	10	15	27	5	10		
Accidents Investigated	20	23	28	34	46	42	47	32	33	37		
Child Seat Installations	25	9	38	15	25	20	11	32	19	8		
DUI Arrests	4	2	3	1	1	1	4	6	3	2		

Traffic Crash Unit	Jan	Feb	Mar	Apr	May	Jun	Jul	Aug	Sep	Oct	Nov	Dec
Accidents Investigated	59	80		60	66	70	69	80	66	65		
Accidents with Injuries	6	6		12	8	9	7	4	5	9		
Search Warrants	1	1		3	3	0	2	3	2	4		
Arrest Warrants	4	3		3	3	1	2	3	2	3		
Misdemeanor Summons	10	3		6	2	1	2	5	6	1		
Infractions Issued	33	19		107	28	1	17	110	61	16		
Fatalities	0	0		0	0	1	2	0	0	3		

Animal Control	Jan	Feb	Mar	Apr	May	Jun	Jul	Aug	Sep	Oct	Nov	Dec
Complaints	56	70	94	67	100	93	107	115	113	117		
Wildlife Complaints	20	26	46	25	41	56	45	62	48	48		
Animals Tested for Rabies	1	1	2	1	1	0	4	9	2	1		
Animals Positive / Rabies	0	0	1	1	1	0	0	0	0	1		
Animal Bites	1	2	2	5	2	6	5	1	4	6		
Written Warnings	4	9	6	4	11	4	7	3	5	9		
Infractions	7	2	2	18	5	0	3	2	2	1		
Misdemeanors	0	0	0	0	0	1	0	0	0	0		

Lake Mohegan Enforcement: Periodic patrols conducted.

Marine Unit	May	JUN	JUL	AUG	SEPT	OCT
Complaints	10	20	23	18	9	8
Boats Towed	1	2	4	2	1	1
Written Warnings	0	0	0	0	0	0
Arrests	0	0	0	0	0	0
Safety Inspections	5	3	3	1	0	0
Total Calls For Service	15	23	26	19	9	8
Hours Underway	25	95	165	150	20	50
Community Events	2	3	5	5	3	1
Location Checks	0	2	7	5	2	0



<b>Fatalities</b>	0	0	0	0	0	0
-------------------	---	---	---	---	---	---

### Traffic Enforcement Targeted Areas

Villa Avenue/Greenfield Street  
 Redding Road/Catamount Road  
 Springer Road  
 Davis Road  
 Melville Avenue  
 Black Rock Turnpike & Baros Street  
 Stillson Road  
 Kings Hwy West

### Other Activities

Pink Pledge Walk  
 Southport Halloween Parade  
 Assist Bridgeport PD - Fatal Pedestrian Crash - Barnum Ave  
 Assist Westport PD - Fatal Pedestrian Crash - N Bulkley Avenue  
 Assist Weston PD - Fatal Crash - Newtown Turnpike  
 Harvest Market Event  
 Annual Domestic Violence Vigil  
 Trunk or Treat for Norma Pfriem at Bob's Store  
 Neighborhood Meeting – Springer Road  
 AAA Traffic Safety Award Luncheon

## Administrative Services Bureau

### Training

- Firearms Instructor
- Firearms Qualifications
- First Line Supervisor
- Legal Updates
- Marine Captains Course

### Emergency Communications Center

	Jun	Jul	Aug	Sep	Oct	Nov	Dec
<b>Total Incoming Phone Calls</b>	9,842	10,611	10,185	9,551	9,499		
<b>Total 911 Calls</b>	1,783	1,952	1,778	1,856	1,813		
<b>Total Outgoing Calls</b>	2,274	2,531	2,385	2,248	2,278		
<b>Total Calls for Service Processed</b>	3,598	3,862	5,386	4,046	4,187		

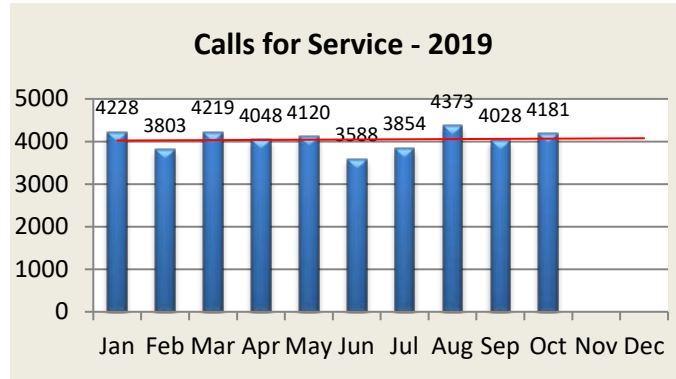
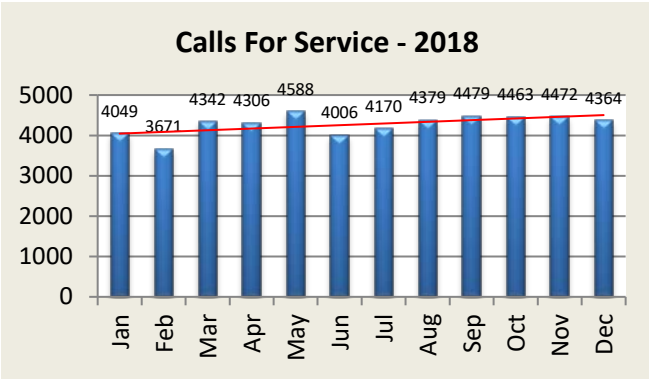
9-1-1 calls are answered in under 10 seconds 95.29% of the time.

**Section 3: Statistical Activity Summary**

**TOTAL CALLS FOR SERVICE**

Calls for Service	Jan	Feb	Mar	Apr	May	Jun	Jul	Aug	Sep	Oct	Nov	Dec	YTD
2018	4049	3671	4342	4306	4588	4006	4170	4379	4479	4463	4472	4364	51,289
2019	4228	3803	4219	4048	4120	3588	3854	4373	4028	4181			40,442

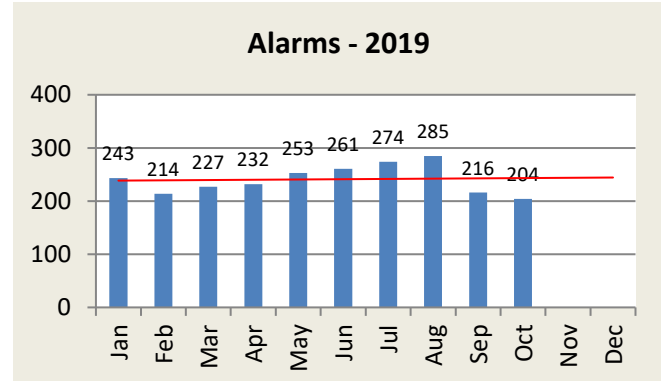
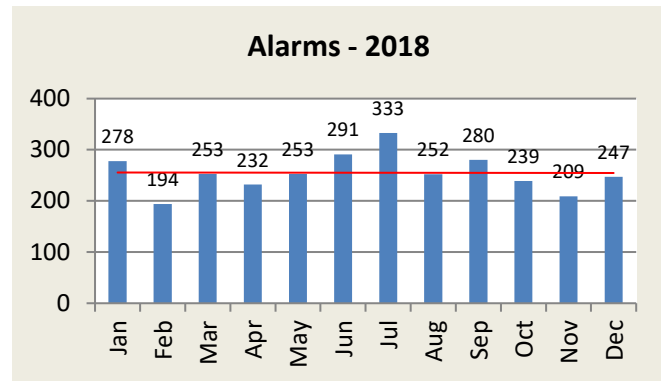
Note: Includes miscellaneous calls that may not be listed under the call analysis section



**ALARM RESPONSE SUMMARY**

Total Alarms	Jan	Feb	Mar	Apr	May	Jun	Jul	Aug	Sep	Oct	Nov	Dec	YTD
2018	278	194	253	232	253	291	333	252	280	239	209	247	3,061
2019	243	214	227	232	253	261	274	285	216	204			2,409

False Alarms	Jan	Feb	Mar	Apr	May	Jun	Jul	Aug	Sep	Oct	Nov	Dec	YTD
2018	274	191	251	232	253	291	325	251	277	237	209	247	3,038
2019	243	211	227	232	250	261	274	283	215	203			2,399

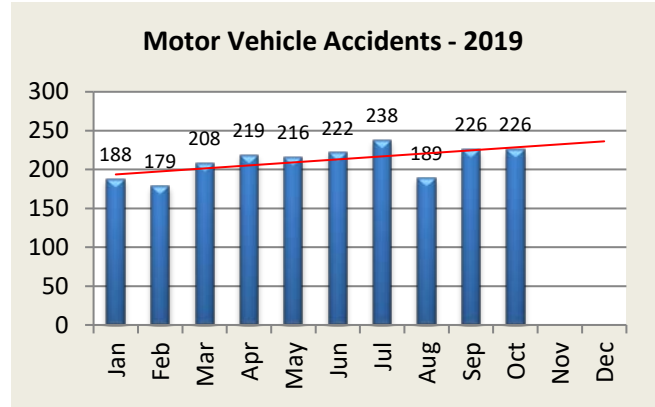
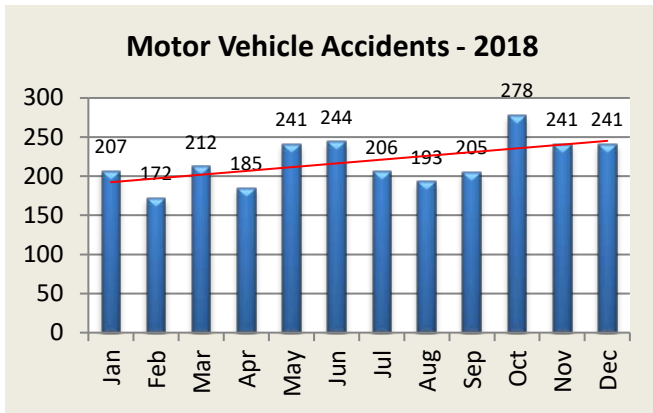


### Calls For Service - Detailed Summary

Calls for Service - Type	Jan	Feb	Mar	Apr	May	Jun	Jul	Aug	Sep	Oct	Nov	Dec	YTD
911 Hang Up	6	8	9	7	10	5	5	6	11	11			78
Abandoned Vehicles	9	8	14	6	4	9	14	5	7	5			81
Alarms	243	214	227	232	253	261	274	285	216	204			2409
Animal Complaints	66	73	117	90	103	125	120	127	100	99			1020
Assaults	2	3	2	2	3	1	0	3	2	1			19
Assistance	184	174	174	171	181	185	177	169	217	211			1843
Bank Escorts	22	15	21	22	22	20	22	22	19	22			207
Bomb Threats	0	0	0	0	0	0	0	0	0	0			0
Breach of Peace	42	35	54	38	54	67	43	53	51	51			488
Burglary	6	6	8	3	8	9	17	14	8	12			91
BusinessChecks	1343	1192	1272	1088	1095	763	692	887	987	1049			10368
Cancelled Alarms	51	49	46	42	61	63	44	59	47	45			507
Community Events	45	42	25	39	64	43	45	35	86	92			516
Door Open	11	5	5	6	6	3	2	4	10	10			62
Drowning	0	0	0	0	0		0	1	0	0			1
EMS	353	356	371	350	340	346	356	339	362	374			3547
Funeral Escorts	28	13	10	12	15	16	20	15	17	13			159
Harassment	13	16	13	12	18	14	14	10	15	15			140
Intoxicated Subjects	4	5	11	8	3	7	5	4	18	4			69
Investigations	166	136	197	166	230	181	178	202	212	213			1881
Larceny	34	27	25	38	24	34	51	31	33	37			334
MVA	188	179	208	219	216	222	238	189	226	226			2111
Medical Alarms	1	2	3	3	4	1	2	3	3	2			24
Psychiatric calls	10	3	5	3	1	4	9	2	3	4			44
Missing Persons	1	3	4	1	3	5	0	3	2	2			24
Narcotic Violations	4	6	4	2	2	3	12	5	2	13			53
Noise Complaints	17	11	15	20	36	42	33	37	58	45			314
Parking Complaints	34	23	38	48	46	47	49	25	80	40			430
Pistol Permit Apps	21	10	7	7	4	15	7	11	6	12			100
Reckless Driver	18	26	25	25	45	21	30	30	37	33			290
Recovered Property	18	8	14	9	16	18	20	17	26	11			157
Road Hazard	37	34	47	35	33	78	86	58	34	51			493
Robbery	0	0	0	3	4	1	0	2	1	2			13
Sex Violation	0	0	0	0	1	1	1	0	1	0			4
Shoplifter	16	14	21	10	22	16	23	15	19	30			186
Stolen Vehicles	3	5	3	2	3	5	7	5	13	11			57
Suicide	0	0	0	1	0	0	1	1	0	1			4
Suicide Attempts/Threats	4	4	9	2	4	6	6	2	8	4			49
SuspiciousActivity	70	65	54	76	82	65	74	71	68	75			700
Theft from MV	9	14	31	21	10	13	42	26	42	35			243
Trespasser	7	8	12	11	9	14	7	3	6	7			84
Vandalism	6	4	9	7	11	9	11	11	8	14			90

## MOTOR VEHICLE ACTIVITY

MV Accidents	Jan	Feb	Mar	Apr	May	Jun	Jul	Aug	Sep	Oct	Nov	Dec	YTD
2018	207	172	212	185	241	244	206	193	205	278	241	241	2,625
2019	188	179	208	219	216	222	238	189	226	226			2,111



MV Enforcement	Jan	Feb	Mar	Apr	May	Jun	Jul	Aug	Sep	Oct	Nov	Dec	YTD
<b>Warnings - 2018</b>	235	254	213	256	260	225	359	335	291	256	287	323	3,294
<b>Warnings - 2019</b>	328	325	310	254	273	223	269	353	294	328			2,957

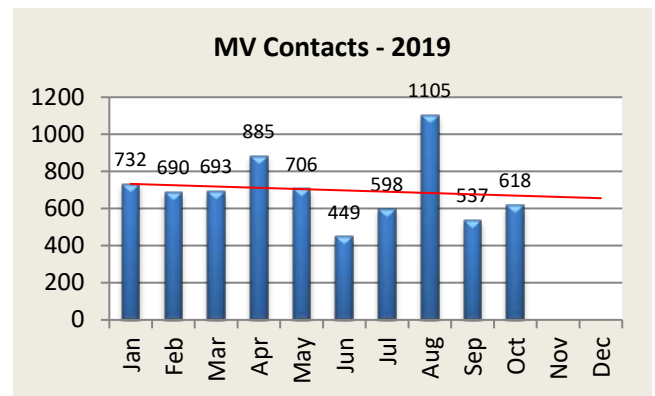
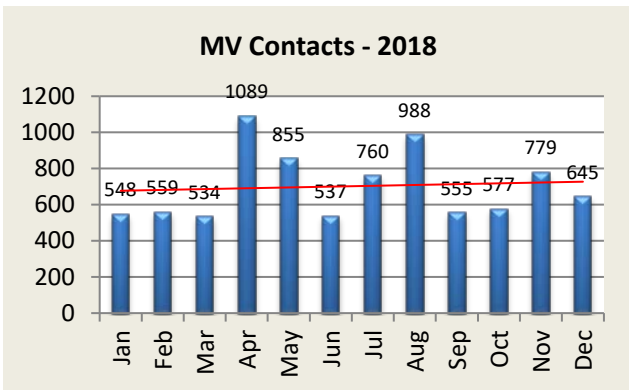
<b>Infractions - 2018</b>	258	230	277	749	535	262	337	587	229	270	430	256	4,420
2019	317	290	315	575	367	171	279	675	199	249			3,437

<b>Misdemeanor - 2018</b>	31	43	25	55	39	31	45	45	19	36	43	44	456
2019	65	55	48	46	53	42	37	59	29	25			459

<b>Custodial - 2018</b>	12	19	12	11	3	11	7	11	5	7	8	11	117
2019	13	12	7	9	6	13	8	9	8	8			93

<b>DUI Arrests - 2018</b>	6	7	11	13	8	5	3	14	9	10	5	9	100
2019	9	5	6	8	5	9	3	9	6	8			68

<b>MV Contacts - 2018</b>	548	559	534	1089	855	537	760	988	555	577	779	645	8,426
2019	732	690	693	885	706	449	598	1105	537	618			7,013

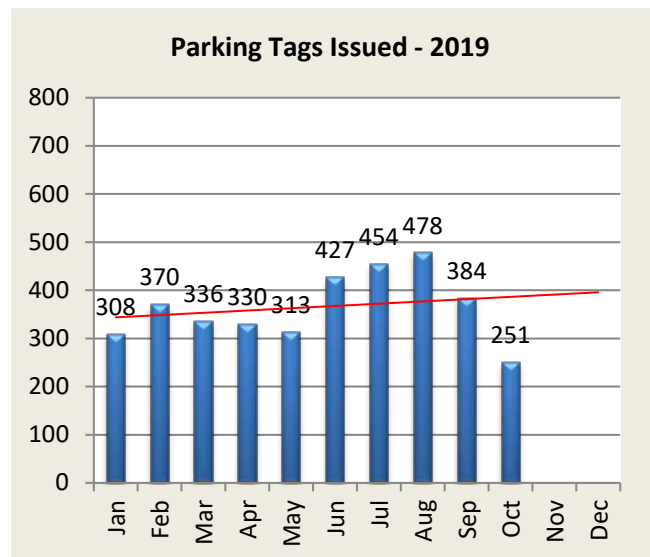
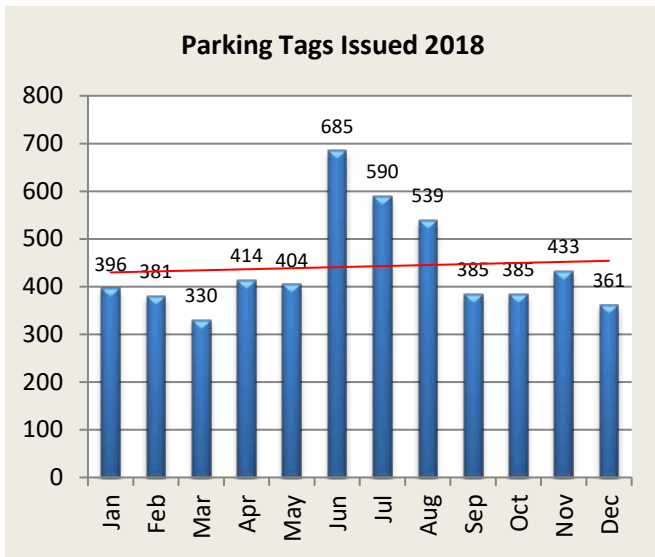


MV Enforcement: Type	Jan	Feb	Mar	Apr	May	Jun	Jul	Aug	Sep	Oct	Nov	Dec	YTD
Speeding Violations	183	152	196	98	160	116	178	245	105	138			1571
Seatbelt Violations	3	9	8	93	47	6	5	109	5	6			291
Registration Violations	127	109	107	97	137	54	86	135	69	71			992
License Violations	26	38	35	39	40	25	24	35	22	24			308
Distracted Driving	9	12	17	302	54	9	19	213	10	23			668
Suspended Licence	42	43	32	31	36	26	23	24	22	16			295
Traffic Light Violation	18	14	13	18	14	8	8	16	19	17			145

The above incidents are a overview of common violations. These statistics are not the only motor vehicle enforcement actions taken. The above show top 6 violations for the month.

**PARKING TICKET SUMMARY**

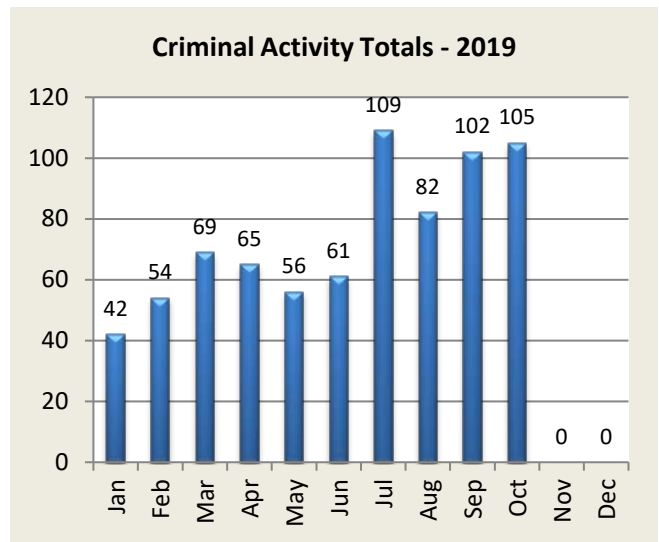
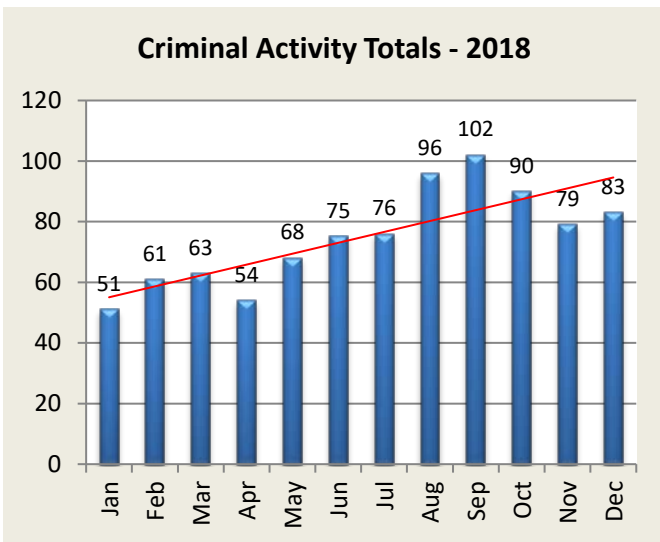
Total Issued	Jan	Feb	Mar	Apr	May	Jun	Jul	Aug	Sep	Oct	Nov	Dec	YTD
2018	396	381	330	414	404	685	590	539	385	385	433	361	5303
2019	308	370	336	330	313	427	454	478	384	251			3651



## CRIMINAL INCIDENTS

Criminal Incidents: Patrol	R2	R3	R4	R5	B2	B3	B4	B5
Larceny	3	6	9	4	14	7	4	16
Vandalism	3	1	1	3	1	1	3	1
MV Theft / Attempt	2	1	2	0	1	2	3	0
Burglary / Attempt	3	1	3	2	0	2	0	1
Assault	0	0	0	0	0	0	1	0
Robbery	0	1	0	0	0	1	0	0

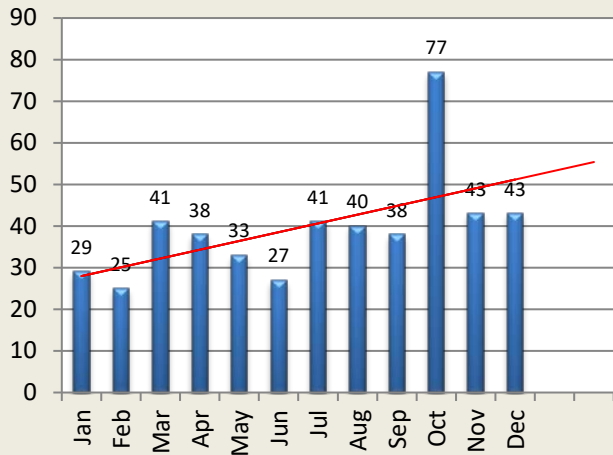
Criminal Activity: Month	Jan	Feb	Mar	Apr	May	Jun	Jul	Aug	Sep	Oct	Nov	Dec	YTD
<b>Larceny - 2018</b>	40	31	35	34	48	55	49	56	58	59	57	51	573
2019	25	36	47	49	28	36	74	47	70	65			477
<b>Vandalism - 2018</b>	5	13	6	11	10	7	12	10	13	13	11	10	121
2019	6	4	9	7	10	9	11	11	8	14			89
<b>MV Theft / Attempt - 2018</b>	4	3	5	3	4	5	5	8	10	7	3	2	59
2019	3	5	3	2	3	5	7	5	13	11			57
<b>Burglary / Attempt - 2018</b>	1	11	10	3	6	2	6	19	15	3	4	16	96
2019	8	6	8	2	8	9	17	14	8	12			92
<b>Assault - 2018</b>	0	1	4	1	0	3	4	3	6	8	2	3	35
2019	0	3	2	2	3	1	0	3	2	1			17
<b>Robbery - 2018</b>	1	2	3	2	0	3	0	0	0	0	2	1	14
2019	0	0	0	3	4	1	0	2	1	2			13
<b>Totals - 2018</b>	51	61	63	54	68	75	76	96	102	90	79	83	898
2019	42	54	69	65	56	61	109	82	102	105	0	0	745





<b>Criminal Arrests by Month</b>	Jan	Feb	Mar	Apr	May	Jun	Jul	Aug	Sep	Oct	Nov	Dec	YTD
<b>Larceny - 2018</b>	22	16	29	27	22	22	18	24	25	37	25	23	290
2019	26	7	28	23	46	19	31	33	34	44			291
<b>Vandalism - 2018</b>	2	2	2	1	2	0	1	3	0	0	3	2	18
2019	3	1	1	0	10	1	1	1	1	1			20
<b>MV Theft / Attempt - 2018</b>	1	1	1	2	1	1	3	4	3	18	5	1	41
2019	0	1	0	0	0	0	1	0	1	0			3
<b>Burglary / Attempt - 2018</b>	1	1	5	6	2	0	9	5	5	15	8	5	62
2019	6	9	8	1	8	0	10	3	11	8			64
<b>Assault - 2018</b>	3	5	3	0	5	4	10	4	5	7	1	11	58
2019	3	2	5	6	5	4	5	5	3	6			44
<b>Robbery - 2018</b>	0	0	1	2	1	0	0	0	0	0	1	1	6
2019	0	0	1	2	3	0	2	4	2	0			14
<b>Total - 2018</b>	29	25	41	38	33	27	41	40	38	77	43	43	475
2019	38	20	43	32	72	24	50	46	52	59	0	0	436

**Total Criminal Arrests - 2018**



**Total Criminal Arrests - 2019**

